



**DISLEY**  
EST. 1951



LOOK BOOK 20/21



# BELFAST

## A CITY BORN IN GRAFT

Its mills earned it the title 'Linenopolis' as it's the biggest linen producer in the world.  
Its industrious spirit made it the largest, most diverse city in Ireland.  
And its dense, dynamic shipyards built the RMS Titanic.

So in 1951, when Norman and Mavis were looking to open their first clothing factory,  
a place to create quality workwear, innovative in style and design, that worked  
as hard as the people that wore it, there was only one city to call their home.

Since then, Disley has taken those deep-rooted values of hard-working workwear,  
unrivalled quality and timeless style and put them into every product we create.  
After all, that's just how we do things round here.

**Belfast. Born in graft. Disley. Born in Belfast.**







# CONTENTS

<b>EDITION</b>	<b>6</b>
Colour Family	8
Colour Family	10
Grace	12
Molly	13
Erin	14
Mona	16
Ennis	18
Faith	19
Orla	20
Tramore	21
Nuala	22
Kildare	23
Catriona	24
Ava	26
<b>Scarves</b>	<b>28</b>
<b>Ties</b>	<b>30</b>

<b>HERITAGE</b>	<b>32</b>
Baltimore	34
Elsa	36
Bruff	38
Bray	40
Craigavon	41
Megan	42
Enya	44
Larne	46
Rathlin	48
Cara	50
Ballymena	52
Strabane	53
Portrush	54
Caitlyn	55
Dundrum	56
Dervla	57

Eskra	58
Iona	59
Trillick	60
Ailish	61
Killay	62
Keira	63
Edie	64
Balloo & Curran	65
Lurgan	66
Rosheen	67
Customisation	68
Wicklow	70
<b>Ties</b>	<b>72</b>

<b>WILLIAMS</b>	<b>74</b>
Mens Classic Shirt	76
Contract Shirt	78
Ladies Classic Blouse	79
Ladies Revere Collar	80
Ladies Fly Front	81
Pilot Classic	82
Pilot Slim	83
Ladies Pilot	84
Clip on Ties	85
Mens Premium Pilot	86
Ladies Premium Pilot	87
Radio Loop	88
Bush	89
Mens Security	90
Ladies Security	91
Hospitality	92
Mens Hospitality	93
Ladies Hospitality	94

<b>SIZING GUIDES</b>	<b>96</b>
<b>CODE CONVERTER</b>	<b>98</b>
<b>BESPOKE</b>	<b>100</b>

## SYMBOLS



### GARMENT FIT

-  Tailored Fit
-  Slim Fit

### FABRIC BENEFITS

-  Stain Release
-  Stretch Fabric
-  Wicking Fabric
-  Quick Drying
-  Non-Iron

### ADDED EXTRAS

-  Coordinating Items
-  Customisable





# EDITION

DISLEY

DESIGNED FOR IMPACT.  
TAILORED TO LAST.

Functional doesn't have to mean flat, just as style doesn't have to mean impractical. Our Edition range is created to give you the best of both worlds.

Because the way we see it, feeling comfortable or looking great shouldn't have to be a choice.





# COLOUR FAMILY: NAVY

With accents  
of White  
Plains, Patterns,  
Blouses, Shirts,  
Scarves & Ties



ERIN  
pg14

# COLOUR FAMILY: COBALT

Combine with White  
Plains, Patterns,  
Stripes, Blouses,  
Shirts, Scarves  
& Ties



KILDARE  
pg23



MONA  
pg16

CATRIONA  
pg24

Our navy collection is created with easy mix and match pairings in mind to allow you to create a flexible, corporate wardrobe that caters for the needs & personal tastes of your staff. Our complimentary garments make each look as coordinated and professional as possible.



SCARVES  
pg28

TIES  
pg30

MONA  
pg16



CATRIONA  
pg24



NUALA  
pg22



ENNIS  
pg18



TIES  
pg30



GRACE  
pg12

Cobalt blue is a fun, yet sophisticated colour that stands on its own very well, but also pairs elegantly with whites. A subtle way to mix cobalt in to your look is through details, such as striped shirts and blouses or with finishing touches like a scarf or tie.



COLOUR FAMILY:  
AUBERGINE

Combine with Ivory  
Plains, Patterns, Shirts,  
Blouses, Ties & Scarves

ORLA  
pg20



AVA  
pg26

COLOUR  
FAMILY:  
BLACK

With Accents  
of White  
Plains, Patterns,  
Shirts, Blouses,  
Ties & Scarves

MOLLY  
pg13



TIES  
pg30



TRAMORE  
pg21




SCARVES  
pg28



SCARVES  
pg28



MONA  
pg16



AVA  
pg26

Make it monochrome with our not-so-basic black pieces. Pair against clean white for maximum impact or keep it versatile by combining with bright, bold shades. Our range of print and plain garments allow personal flair while maintaining a unified, corporate look.

Add some warmth to your look with aubergine. Whether it's just a hint in a patterned scarf or tie or all the way in a bold, block shirt or blouse. Whatever you choose, this jewelled tone range of garments are easy to mix and match when building your look.

TRAMORE  
pg21





# GRACE

## CONCEALED FRONT BLOUSE

### ABOUT ME

Stylish simplicity. With an elegant fly front, soft, feminine collar & feature back pleat, this relaxed fit blouse showcases a textured, flowing fabric to great effect.

### COMPOSITION

100% Polyester

### SIZE

Available in sizes 6-30

### COLOURS

#### LONG SLEEVE:

GR5001LS White

#### SHORT SLEEVE:

GR5001SS White

### FEATURES



# MOLLY

## ROUND NECK BLOUSE

### ABOUT ME

Sister style to Grace, featuring the same textured, drapey fabric. Molly's gentle neckline, inverted pleat, & relaxed fit give graceful panache & wide appeal.

### COMPOSITION

100% Polyester

### SIZE

Available in sizes 6-30

### COLOURS

#### LONG SLEEVE:

ML5001LS White

#### SHORT SLEEVE:

ML5001SS White

### FEATURES





# ERIN

## CONCEALED FRONT BLOUSE

### ABOUT ME

Unassuming elegance. Erin's soft fabric & relaxed fit combine with a chic fly front, stylish back pleated yoke and soft feminine collar to create an effortlessly stylish blouse.

### COMPOSITION

100% Polyester

### SIZE

Available in sizes 6-30

### COLOURS

#### LONG SLEEVE:

ER5002LS Light Blue



ER5017LS Teal



ER5016LS Navy



ER5007LS Black



#### SHORT SLEEVE:

ER5002SS Light Blue



ER5017SS Teal



ER5016SS Navy



ER5007SS Black



### FEATURES





# MONA

## ROUND NECK BLOUSE

### ABOUT ME

A gracefully shaped, relaxed fit round neck blouse with an inverted front pleat & scooped hem - style sophistication personified. The soft, fluid fabric ensures comfort & style throughout the day.

### COMPOSITION

100% Polyester

### SIZE

Available in sizes 6-30

### COLOURS

#### LONG SLEEVE:

**M0506LS** Ivory

**M05002LS** Light Blue\*

**M05017LS** Teal\*

**M05009LS** Cobalt

**M0508LS** Aubergine

**M05016LS** Navy\*

**M0507LS** Black

#### SHORT SLEEVE:

**M0506SS** Ivory

**M05002SS** Light Blue\*

**M05017SS** Teal\*

**M05009SS** Cobalt

**M0508SS** Aubergine

**M05016SS** Navy\*

**M0507SS** Black



\*Matching fabric to Erin.

### FEATURES





# ENNIS

## TAILORED FIT SHIRT

### ABOUT ME

Luxurious herringbone fabric and a superbly crafted Tailored Fit shirt, complete with taped seams. Contrast colour adds subtle touches of flair. Choose between a standard single cuff or upgrade & we'll customise it to a double cuff.

COMPOSITION*	SIZE
White: 75% Cotton, 25% Polyester	Available in
Indigo: 60% Cotton, 40% Polyester	neck sizes
	14.5-21"

COLOURS	COLOURS
LONG SLEEVE:	SHORT SLEEVE:
<div>EN1001LS White</div> <div>EN1018LS Indigo</div>	<div>EN1001SS White</div> <div>EN1018SS Indigo</div>

### FEATURES



\*Main fabric only.  
Contrast details  
available online.

### DOUBLE CUFF ALTERATION



### SINGLE CUFF



# FAITH

## FLATTERING LADIES BLOUSE

### ABOUT ME

Partner style to Ennis, with the same distinctive herringbone fabric and contrast inner collar & cuff lining. Faith is a polished blouse worthy of any wardrobe.

SIZE	COMPOSITION*
Available in	White: 75% Cotton, 25% Polyester
sizes 6-30	Indigo: 60% Cotton, 40% Polyester

COLOURS	COLOURS
LONG SLEEVE:	SHORT SLEEVE:
<div>FA5001LS White</div> <div>FA5018LS Indigo</div>	<div>FA5001SS White</div> <div>FA5018SS Indigo</div>

\*Main fabric only.  
Contrast details  
available online.

### FEATURES





## ORLA

### FLATTERING LADIES BLOUSE

#### ABOUT ME

With the benefit of elastane stretch, Orla is packed full of design detail, subtle seams on the cuff and placket, princess line panels, dropped shoulders and back shaping all ensure a figure flattering fit.

#### COMPOSITION

74% Cotton  
23% Polyester  
3% Elastane

#### SIZE

Available in  
sizes 6-30

#### COLOURS

##### LONG SLEEVE:



OR5001LS White



OR5002LS Light Blue



OR5003LS Aubergine

##### SHORT SLEEVE:

OR5001SS White

OR5002SS Light Blue

OR5003SS Aubergine

#### FEATURES



## TRAMORE

### TAILORED FIT SHIRT

#### ABOUT ME

A truly Tailored Fit shirt to partner Orla. Elastane stretch, the modern semi-cutaway collar and back darts guarantee a sleek silhouette and the taped seams ensure the smoothest of finishes.

#### SIZE

Available in neck  
sizes 14.5-21"

#### COMPOSITION

74% Cotton  
23% Polyester  
3% Elastane

#### COLOURS

##### LONG SLEEVE:

TR1001LS White

TR1002LS Light Blue

TR1003LS Aubergine

##### SHORT SLEEVE:

TR1001SS White

TR1002SS Light Blue

TR1003SS Aubergine



#### FEATURES





# NUALA

CONCEALED FRONT BLOUSE

ABOUT ME

Nuala features a distinctive soft touch, broken pin stripe fabric. With princess line panelling, dropped shoulders, a concealed placket and neat, contemporary collar, it exudes style and grace.

COMPOSITION	SIZE
55% Polyester 45% Cotton	Available in sizes 6-30

COLOURS

LONG SLEEVE:	SHORT SLEEVE:
 <b>NU5004LS</b> Cobalt/White	 <b>NU5004SS</b> Cobalt/White
 <b>NU5005LS</b> Lilac/White	 <b>NU5005SS</b> Lilac/White

FEATURES



# KILDARE

TAILORED FIT SHIRT

ABOUT ME

Partner style to Nuala, Kildare is a charming Tailored Fit shirt that combines back darts, taped seams and a neat semi-cutaway collar, to ensure a first-class fit.

SIZE	COMPOSITION
Available in neck sizes 14.5-21"	55% Polyester 45% Cotton

COLOURS

LONG SLEEVE:	SHORT SLEEVE:
 <b>KI1004LS</b> Cobalt/White	 <b>KI1004SS</b> Cobalt/White
 <b>KI1005LS</b> Lilac/White	 <b>KI1005SS</b> Lilac/White

FEATURES





# CATRIONA

## ROUND NECK BLOUSE

### ABOUT ME

Fresh, vibrant prints unite with an elegant round neck style to produce a superb blouse. Featuring an inverted front pleat at the neckline and stylish scooped hem, Catriona will flatter and appeal to all.

### COMPOSITION

100% Polyester

### SIZE

Available in sizes 6-30

### COLOURS

#### LONG SLEEVE:

CA5014LS Aubergine Petals



CA5012LS Black Leaves



CA5013LS Cobalt Petals



CA511LS Navy Leaves



#### SHORT SLEEVE:

CA5014SS Aubergine Petals



CA5012SS Black Leaves



CA5013SS Cobalt Petals



CA511SS Navy Leaves



### FEATURES





# AVA

## COLLARED BLOUSE

### ABOUT ME

A timeless collared blouse, softly shaped through the body, Ava radiates comfort and style. With self-coloured buttons and side vents, it's just as happy worn loose or tucked in.

### COMPOSITION

100% Polyester

### SIZE

Available in sizes 6-30

### COLOURS

#### SHORT SLEEVE:

AV5014SS Aubergine Petals



AV5012SS Black Leaves



AV5013SS Cobalt Petals



AV5011SS Navy Leaves



### FEATURES





# SCARVES

## PLAIN & PATTERNED DESIGNS

Elegant chiffon scarves, available in a fresh, contemporary palette of plain & patterned designs to coordinate with the whole range of Edition blouses. Long enough to offer plenty of styling potential.

## COMPOSITION

100% Polyester

## SIZE

One size

## COLOURS

### PLAIN:

SPL5008 Aubergine



SPL5007 Black



SPL5009 Cobalt



SPL5016 Navy



### PATTERNED:

SPE5014 Aubergine Petals



SLE5012 Black Leaves



SPE5013 Cobalt Petals



SLE5011 Navy Leaves





# TIES

## SPOT & STRIPED DESIGNS

Superior quality ties available in various designs and colours to coordinate with the ladies scarves and wider Edition range. These fresh, distinctive ties will add interest and unite a uniform wardrobe.

## COMPOSITION

100% Polyester

## SIZE

One size

## COLOURS

### SPOT:

TSP1003 Aubergine



TSP1006 Black



TSP1004 Cobalt



TSP1007 Navy



### STRIPED:

TST1003 Aubergine



TST1006 Black



TST1004 Cobalt



TST1007 Navy







HERITAGE  
DISLEY

**TIMELESS STAPLES.  
CONTEMPORARY TWIST.**

We've been perfecting our craft for over  
65 years. Heritage is the result.

Think classic tailoring meets modern design.  
Premium fabric meets flexible fit.

In short, the foundations of our brand,  
and your working wardrobe.



# BALTIMORE

## TAILORED FIT OXFORD SHIRT

### ABOUT ME

Contemporary Tailored Fit Oxford shirt, button down collar with contrast colour on the inner collar and cuff.

### FEATURES



### COMPOSITION\*

60% Cotton  
40% Polyester

### SIZE

Available in neck  
sizes 14.5-21"

### COLOURS

#### LONG SLEEVE:

**BA1002LS** Light Blue  
**BA1016LS** Navy  
**BA1019LS** Red

#### SHORT SLEEVE:

**BA1002SS** Light Blue  
**BA1016SS** Navy  
**BA1019SS** Red



\*Main fabric only. Contrast  
details available online.





# ELSA

## OXFORD BLOUSE

### ABOUT ME

Partner style to Baltimore, flattering Oxford blouse Elsa has matching contrast colour on the inner collar and cuff.

### FEATURES



### COMPOSITION\*

60% Cotton  
40% Polyester

### COLOURS

#### LONG SLEEVE:

EL5002LS Light Blue

EL5016LS Navy

EL5019LS Red

#### SHORT SLEEVE:

EL5002SS Light Blue

EL5016SS Navy

EL5019SS Red



### SIZE

Available in  
sizes 6-30

\*Main fabric only. Contrast  
details available online.





# BRUFF

## CLASSIC FIT OXFORD SHIRT

### ABOUT ME

Superior quality Classic Fit Oxford shirt with button down collar and chest pocket. Long sleeve with twin button adjustable cuff.

### FEATURES



### COMPOSITION

70% Cotton  
30% Polyester

### SIZE

Available in neck sizes 14.5-21"

### COLOURS

#### LONG SLEEVE:

- C945B** White\*
- C946B** Light Blue\*
- C950B** Royal Blue
- C955B** Silver Grey

#### SHORT SLEEVE:

- H945B** White
- H946B** Light Blue
- H950B** Royal Blue
- H955B** Silver Grey



\*Available in 14-22"





# BRAY

## SLIM FIT OXFORD SHIRT

### ABOUT ME

Contemporary Slim Fit version of Bruff, with button down collar & chest pocket. Long sleeve with twin button adjustable cuff.

### COMPOSITION

70% Cotton  
30% Polyester

### SIZE

Available in neck sizes 14.5-18"

### COLOURS

#### LONG SLEEVE:

C945BSF White

C946BSF Light Blue

C955BSF Silver Grey

#### SHORT SLEEVE:

H945BSF White

H946BSF Light Blue

H955BSF Silver Grey



### FEATURES



# CRAIGAVON

## CLASSIC OXFORD SHIRT

### ABOUT ME

Classic Fit shirt, cutaway collar. Superior quality Oxford weave fabric.

### COMPOSITION

70% Cotton  
30% Polyester

### SIZE

Available in neck sizes 14.5-21"

### COLOURS

#### LONG SLEEVE:

C945CC White

C946CC Light Blue

#### SHORT SLEEVE:

H945CC White

H946CC Light Blue



### FEATURES





# MEGAN

## OXFORD BLOUSE

### ABOUT ME

A contemporary Oxford blouse, with princess line detailing, a neat, feminine collar and scooped hem.

### FEATURES



### COMPOSITION

70% Cotton  
30% Polyester

### SIZE

Available in  
sizes 6-30

### COLOURS

#### LONG SLEEVE:

**BL945** White  
**BL946** Light Blue  
**BL950** Royal Blue  
**BL955** Silver Grey

#### SHORT SLEEVE:

**BH945** White  
**BH946** Light Blue  
**BH950** Royal Blue  
**BH955** Silver Grey





# ENYA

## COTTON RICH BLOUSE

### ABOUT ME

Princess line blouse, with a neat collar, side vents and softly ruched short sleeves.

### FEATURES



### COMPOSITION

55% Cotton  
45% Polyester

### SIZE

Available in  
sizes 6-30


### COLOURS

#### LONG SLEEVE:

**BL905** White  
**BL907** Light Blue  
**BL906** Lilac  
**BL908** Mid Blue

#### SHORT SLEEVE:

**BH905** White  
**BH907** Light Blue  
**BH906** Lilac  
**BH908** Mid Blue





# LARNE

## COTTON RICH SHIRT

### ABOUT ME

Classic collar shirt to coordinate with Enya. Chest pocket and long sleeve with adjustable twin button cuff.

### FEATURES



### COMPOSITION

55% Cotton  
45% Polyester

### SIZE

Available in neck sizes 14.5-21"

### COLOURS

#### LONG SLEEVE:

**CV901** White  
**CV902** Light Blue  
**C906** Lilac  
**C908** Mid Blue

#### SHORT SLEEVE:

**HV901** White  
**HV902** Light Blue  
**H906** Lilac  
**H908** Mid Blue





# RATHLIN

## CLASSIC SHIRT

### ABOUT ME

A Classic Fit, wardrobe staple.  
Semi cutaway collar & superior  
Cotton Rich fabric.

### FEATURES



### COMPOSITION

55% Cotton  
45% Polyester

### SIZE

Available in neck  
sizes 14.5-21"

### COLOURS

#### LONG SLEEVE:

**CV125** French Navy\*

**CV320** Steel Grey

**C322** Black

#### SHORT SLEEVE:

**H125** French Navy\*

**H320** Steel Grey

**H322** Black



\*For a coordinating  
blouse, see Erin pg14.





# CARA

## COTTON RICH BLOUSE

### ABOUT ME

Simply tailored blouse to coordinate with Rathlin. With neat button up collar and superior Cotton Rich fabric.

### FEATURES



### COMPOSITION

55% Cotton  
45% Polyester

### COLOURS

#### LONG SLEEVE:

LL320V Steel Grey  
LL322 Black


#### SHORT SLEEVE:

LH320V Steel Grey  
LH322 Black



### SIZE

Available in  
sizes 6-30





# BALLYMENA

## BUTTON DOWN SHIRT

### ABOUT ME

A Classic Fit button down collar shirt with chest pocket. Long sleeve with twin button adjustable cuff.

### COMPOSITION

55% Cotton  
45% Polyester

### SIZE

Available in neck sizes 14.5-21"

### COLOURS

#### LONG SLEEVE:

CV901B White

#### SHORT SLEEVE:

HV901B White

### FEATURES



# STRABANE

## SLIM FIT SHIRT

### ABOUT ME

Contemporary Slim Fit version of Larne, with classic collar & chest pocket.

### COMPOSITION

55% Cotton  
45% Polyester

### SIZE

Available in neck sizes 14.5-18"

### COLOURS

#### LONG SLEEVE:

CV901SF White

CV902SF Light Blue


#### SHORT SLEEVE:

HV901SF White

HV902SF Light Blue



### FEATURES





# PORTRUSH

## DOUBLE CUFF SHIRT

### ABOUT ME

Tailored Fit double cuff long sleeve shirt with cutaway collar.\*

### COMPOSITION

55% Cotton  
45% Polyester

### SIZE

Available in neck  
sizes 14.5-21"

### COLOURS

#### LONG SLEEVE:

C1DC White

### FEATURES



\*Shirt provided with simple cuff studs, cuff links not included.



# CAITLYN

## DOUBLE CUFF BLOUSE

### ABOUT ME

Ladies white double cuff long sleeve shirt with classic collar.\*

### COMPOSITION

55% Cotton  
45% Polyester

### SIZE

Available in  
sizes 6-30

### COLOURS

#### LONG SLEEVE:

L1DC White

### FEATURES



\*Shirt provided with simple cuff studs, cuff links not included.





# DUNDRUM

## NON-IRON SHIRT

### ABOUT ME

Non-iron, easy care white shirt with semi-cutaway collar, long sleeve twin button adjustable cuff.

### COMPOSITION

65% Polyester  
35% Cotton

### SIZE

Available in neck sizes 14.5-21"

### COLOURS

#### LONG SLEEVE:

C114 White

#### SHORT SLEEVE:

H114 White

### FEATURES



# DERVLA

## NON-IRON BLOUSE

### ABOUT ME

Non-iron, easy care blouse with classic collar and princess line panels.

### COMPOSITION

65% Polyester  
35% Cotton

### SIZE

Available in sizes 6-30

### COLOURS

#### LONG SLEEVE:

LL114 White

#### SHORT SLEEVE:

LH114 White

### FEATURES





# ESKRA

## STRIPED SHIRT

### ABOUT ME

Stripe shirt with classic collar, chest pocket, long sleeve with twin button adjustable cuff.

### COMPOSITION

55% Polyester  
45% Cotton

### SIZE

Available in neck  
sizes 14.5-21"

### COLOURS

#### LONG SLEEVE:

C410 Lilac/White



#### SHORT SLEEVE:

H410 Lilac/White



### FEATURES



# IONA

## STRIPED BLOUSE

### ABOUT ME

A fresh stripe blouse with classic collar and tailored fit, in long and short sleeve.

### COMPOSITION

55% Polyester  
45% Cotton

### SIZE

Available in  
sizes 6-30

### COLOURS

#### LONG SLEEVE:

LL410 Lilac/White



#### SHORT SLEEVE:

LH410 Lilac/White



### FEATURES





# TRILLICK

## STRIPED SHIRT

### ABOUT ME

Stripe shirt with semi-cutaway collar, long sleeve with twin button adjustable cuff.

### COMPOSITION

75% Cotton  
25% Polyester

### SIZE

Available in neck  
sizes 14.5-21"

### COLOURS

#### LONG SLEEVE:

**C145** Dark Blue/White



**C146** Purple/White



#### SHORT SLEEVE:


**H145** Dark Blue/White



**H146** Purple/White



### FEATURES



# AILISH

## STRIPED BLOUSE

### ABOUT ME

Stylish striped blouse with classic collar and bias cut side panels.

### COMPOSITION

75% Cotton  
25% Polyester

### SIZE

Available in  
sizes 6-30

### COLOURS

#### LONG SLEEVE:

**LL145** Dark Blue/White



**LL146** Purple/White



#### SHORT SLEEVE:


**LH145** Dark Blue/White



**LH146** Purple/White



### FEATURES





# KILLAY

## HOUNDSTOOTH SHIRT

### ABOUT ME

Houndstooth check shirt with classic collar, long sleeve twin button adjustable cuff.

### COMPOSITION

55% Polyester  
45% Cotton

### SIZE

Available in neck  
sizes 14.5-21"

### COLOURS

#### LONG SLEEVE:

C400 Lilac/White



#### SHORT SLEEVE:

H400 Lilac/White



### FEATURES



# KEIRA

## HOUNDSTOOTH BLOUSE

### ABOUT ME

Subtle houndstooth check blouse with neat button up collar. Simply tailored styling.

### COMPOSITION

55% Polyester  
45% Cotton

### SIZE

Available in  
sizes 6-30

### COLOURS

#### LONG SLEEVE:

LL400 Lilac/White



#### SHORT SLEEVE:

LH400 Lilac/White



### FEATURES





# EDIE

## END ON END BLOUSE

### ABOUT ME

Elegant end on end blouse with concealed front fastening and princess panels.

### COMPOSITION

65% Polyester  
35% Cotton

### SIZE

Available in  
sizes 6-30

### COLOURS

#### LONG SLEEVE:

BL931 Light Blue



BL932 Purple



#### SHORT SLEEVE:

BH931 Light Blue



BH932 Purple



### FEATURES



# BALLOO

## END ON END SHIRT

### ABOUT ME

End on end shirt with button down collar, chest pocket, long sleeve with twin button adjustable cuff.

### COMPOSITION

65% Polyester  
35% Cotton

### SIZE

Available in neck  
sizes 14.5-21"

### COLOURS

#### LONG SLEEVE:

C931B Light Blue

#### SHORT SLEEVE:

H931B Light Blue



C932B Purple

H932B Purple



# CURRAN

## END ON END SHIRT

### ABOUT ME

End on end blue shirt with cutaway collar, chest pocket, long sleeve with twin button adjustable cuff.

### COMPOSITION

65% Polyester  
35% Cotton

### SIZE

Available in neck  
sizes 14.5-21"

### COLOURS

#### LONG SLEEVE:

C01CC Light Blue



#### SHORT SLEEVE:

H01CC Light Blue





# LURGAN

## GINGHAM SHIRT

### ABOUT ME

Black and white gingham check shirt with classic collar, long sleeve with twin button adjustable cuff.

### COMPOSITION

55% Polyester  
45% Cotton

### SIZE

Available in neck  
sizes 14.5-21"

### COLOURS

#### LONG SLEEVE:

C420 Black/White



#### SHORT SLEEVE:

H420 Black/White



### FEATURES



# ROSHEEN

## GINGHAM BLOUSE

### ABOUT ME

Black and white gingham check blouse with neat button up collar. Simply tailored styling.

### COMPOSITION

55% Polyester  
45% Cotton

### SIZE

Available in  
sizes 6-30

### COLOURS

#### LONG SLEEVE:

LL420 Black/White



#### SHORT SLEEVE:

LH420 Black/White




### FEATURES






# CUSTOMISATION

Our in-house customisation service means that you can personalise any of our designs to add a unique spin on our off the shelf garments. From standing out and making a statement, to more subtle, pared back looks, adding a colour contrast trim to our shirts and blouses is an effective way to make your mark.



ADD2



1. You pick the shirt or blouse style, ribbon colour & width.

2. We add some expert in-house needlecraft.

3. Your personalised look is complete!



- 35 stunning contrast shades to choose from, in 6mm or 10mm widths.
- Precision applied to the placket or cuffs, or both.
- Complete flexibility with order quantities starting at just 20 garments.
- Efficiently, expertly created in the UK (lead times of weeks, not months).

STAND OUT,  
BE UNIQUE.





# WICKLOW

## PREMIUM POLOSHIRT

### ABOUT ME

Premium poloshirt using high twist yarn, with taped neck and ribbed collar & cuff.

### COMPOSITION

65% Polyester  
35% Cotton

### WEIGHT

230gsm

### COLOURS

#### SHORT SLEEVE:

CP17 White



CP21 Light Blue



CP23 Convoy Grey



CP11 Navy



CP18 Black





# TIES

## DOTS, STRIPES & SPOTS

Portray a refined image with classic ties in varied designs.

## COMPOSITION

100% Polyester

## SIZE

One size

## COLOURS


TP135 Purple Stripe

TP140 Blue Spot

TP136 Blue Stripe

TP152 Purple Dot

TP138 Navy/Silver Stripe







**WILLIAMS**  
DISLEY

**HARD WORKING.  
EASY WEARING.**

Designed with practicality in mind, and manufactured with the highest quality, our Williams range is a working wardrobe staple.

With its comfortable, robust fabrics and simple styles, this essential collection works just as hard as those who wear it.





## MENS CLASSIC

### SHIRT

#### ABOUT ME

Classic collar, left chest pocket, with long sleeve twin button adjustable cuff.

#### COMPOSITION

65% Polyester  
35% Cotton

#### WEIGHT

115gsm\*

#### SIZE

Available in neck  
sizes 14-22"

#### COLOURS

##### LONG SLEEVE:

C896/1 White



C896/2 Light Blue



C896/3 Black



##### SHORT SLEEVE:

H140/1 White



H140/2 Light Blue



H140/3 Black



#### FEATURES



\*Black: 105gsm





# CONTRACT SHIRT

## MENS SHIRT

### ABOUT ME

Classic 100 contract shirt with classic collar and left breast pocket.

### COMPOSITION

65% Polyester  
35% Cotton

### WEIGHT

105gsm

### SIZE

Available in neck  
sizes 14.5-22"

### COLOURS

#### LONG SLEEVE:

LS100W White

#### SHORT SLEEVE:

SS100W White



# LADIES CLASSIC

## LADIES BLOUSE

### ABOUT ME

Partner style to Mens Classic, a ladies blouse with classic collar & left chest pocket.

### COMPOSITION

65% Polyester  
35% Cotton

### WEIGHT

115gsm\*

### SIZE

Available in  
sizes 6-30

### COLOURS

#### LONG SLEEVE:

BL901 White

BL901/3 Black



#### SHORT SLEEVE:

BH901 White


BH901/3 Black



### FEATURES



\*Black: 105gsm







# CLASSIC REVERE COLLAR

## LADIES BLOUSE

### ABOUT ME

Traditional blouse with revere collar & left chest pocket.

### COMPOSITION

65% Polyester  
35% Cotton

### WEIGHT

115gsm

### SIZE

Available in  
sizes 6-30

### COLOURS

#### LONG SLEEVE:

BL902 White

#### SHORT SLEEVE:

BH902 White

### FEATURES



# CLASSIC FLY FRONT

## LADIES BLOUSE

### ABOUT ME

A wardrobe essential. Sleek concealed front fastening, in a classic fit.

### COMPOSITION

65% Polyester  
35% Cotton

### WEIGHT

115gsm

### SIZE

Available in  
sizes 6-30

### COLOURS

#### LONG SLEEVE:

BL903/1 White

BL903/2 Light Blue

#### SHORT SLEEVE:

BH903/1 White

BH903/2 Light Blue

### FEATURES







# PILOT CLASSIC

## SHIRT

### ABOUT ME

Classic Fit pilot shirt with classic collar, two breast pockets with button through flaps, pen pocket and epaulettes.

### COMPOSITION

65% Polyester  
35% Cotton

### WEIGHT

115gsm

### SIZE

Available in neck sizes 14.5-22"

### COLOURS

#### LONG SLEEVE:



P215/1 White



P215/2 Light Blue

#### SHORT SLEEVE:



HP139/1 White



HP139/2 Light Blue

### FEATURES



# PILOT SLIM

## SHIRT

### ABOUT ME

Slim Fit pilot shirt with classic collar, two breast pockets with button through flaps, pen pocket and epaulettes.

### COMPOSITION

65% Polyester  
35% Cotton

### WEIGHT

115gsm

### SIZE

Available in neck sizes 14.5-18"

### COLOURS

#### LONG SLEEVE:

P215SF White

#### SHORT SLEEVE:

HP139SF White

### FEATURES







## LADIES PILOT

### SHIRT

#### ABOUT ME

Ladies fit pilot shirt with classic collar, two breast pockets with button through flaps, pen pocket and epaulettes

#### COMPOSITION

65% Polyester  
35% Cotton

#### WEIGHT

115gsm

#### SIZE

Available in  
sizes 6-30

#### COLOURS

##### LONG SLEEVE:

LP138/1 White

##### SHORT SLEEVE:

LPH138/1 White

#### FEATURES



## CLIP ON TIES

### TIE

#### ABOUT ME

A smart and essential plain clip on tie.

#### COMPOSITION

100% Polyester

#### SIZE


One size

#### COLOURS

TC105/1 Black



TC105/2 Navy







## MENS PREMIUM PILOT

### SHIRT

#### ABOUT ME

Superior weight male pilot shirt with classic collar, two pleated chest pockets, pen pocket & epaulettes.

#### COMPOSITION

65% Polyester  
35% Cotton

#### WEIGHT

155gsm

#### SIZE

Available in neck  
sizes 14.5-21"

#### COLOURS


##### LONG SLEEVE:

B201E White

##### SHORT SLEEVE:

HB201E White

#### FEATURES



## LADIES PREMIUM PILOT

### SHIRT

#### ABOUT ME

Superior weight female fit pilot shirt with classic collar, two chest pockets, pen pocket & epaulettes.

#### COMPOSITION

65% Polyester  
35% Cotton

#### WEIGHT

155gsm

#### SIZE

Available in  
sizes 6-30

#### COLOURS

##### LONG SLEEVE:

L201E White

##### SHORT SLEEVE:

LH201E White

#### FEATURES







## RADIO LOOP

### MENS SHIRT

#### ABOUT ME

Radio loop pilot shirt, classic collar, two chest pockets with button through flaps, pen pocket and epaulettes.

#### COMPOSITION

65% Polyester  
35% Cotton

#### WEIGHT

115gsm

#### SIZE

Available in neck  
sizes 14-22"

#### COLOURS

##### LONG SLEEVE:

P138/1 White

##### SHORT SLEEVE:

HP138/1 White

#### FEATURES



## BUSH

### MENS SHIRT

#### ABOUT ME

Superior weight bush shirt with classic collar, two pleated pockets with button through flaps.

#### COMPOSITION

65% Polyester  
35% Cotton

#### WEIGHT

155gsm

#### SIZE

Available in neck  
sizes 14.5-21"

#### COLOURS

##### LONG SLEEVE:

B201 White

##### SHORT SLEEVE:

HB201 White

#### FEATURES





# MENS SECURITY

## SHIRT

### ABOUT ME

Security shirt with classic collar, two chest pockets with button through flaps, pen divider in left pocket, two radio loops and button loop shoulder to attach epaulettes.\*

### COMPOSITION

65% Polyester  
35% Cotton

### WEIGHT

115gsm

### SIZE

Available in neck  
sizes 14.5-21"

### COLOURS

#### LONG SLEEVE:

P137/1 White

#### SHORT SLEEVE:

HP137/1 White

### FEATURES



\*Epaulettes not provided



# LADIES SECURITY

## SHIRT

### ABOUT ME

Ladies security shirt with classic collar, two chest pockets with button through flaps, pen divider in left pocket, two radio loops and button loop shoulder to attach epaulettes.\*

### COMPOSITION

65% Polyester  
35% Cotton

### WEIGHT

115gsm

### SIZE

Available in  
sizes 6-30

### COLOURS

#### LONG SLEEVE:

LP137/1 White

#### SHORT SLEEVE:

LPH137/1 White

### FEATURES



\*Epaulettes not provided



# HOSPITALITY

Designed to make a great first impression and stand the test of time, our Hospitality range has been tailored to the highest standards. We've crafted the latest superior products, integrating soil and stain release technology to our durable, wicking fabric to combine function and style.

Looking good has never been so affordable.



## MENS HOSPITALITY

### TROUSERS & WAISTCOAT

#### ABOUT ME

**Trousers** - Flat fronted trousers with active waistband. 2 slanted side pockets, 1 back jet pocket.

**Waistcoat** - 6 button front waistcoat, with 2 functional pockets & side vents. Self-fabric back, fully lined throughout.

#### COMPOSITION

100% Polyester

#### WEIGHT

310gm

#### SIZE

Trousers: 28-52" UF (36")

Waistcoats: 34-50"

\*Hemming available upon request.

#### COLOURS

WMT6 Trousers Black

WMW1 Waistcoat Black

#### FEATURES







# LADIES HOSPITALITY

## TROUSERS, SKIRT & WAISTCOAT

### ABOUT ME

**Trousers** - Straight leg trousers with front fob pocket. 2 back pleats and YKK zip.

**Skirt**- Straight skirt, with front fob pocket and front & back darts. Kick vent, fully lined throughout.

**Waistcoat** - 5 button front waistcoat with front & back darts and 2 functional pockets. Fabric back, fully lined throughout.

COMPOSITION	WEIGHT
100% Polyester	310gm

### SIZE

Trousers: 6-30 UF (36")\*  
Skirt: 6-30 R (23"), L (25")  
Waistcoat: 6-30

\*Hemming available upon request.

### COLOURS

**WLT2** Trousers Black  
**WSK1R/L** Skirt Black  
**WLW1** Waistcoat Black

### FEATURES







## MENS SIZE GUIDE

**1. CHEST**

The chest measurement is taken as a circumference measurement around your chest at the widest point.  
Stand in a relaxed posture and breathe out.

**2. WAIST**

Measure around your waist (where you normally wear your trousers).  
Measure your body not over a trouser.

SIZE	14	14.5	15	15.5	16	16.5	17	17.5	18	18.5	19	19.5	20	21	22
COLLAR INCHES	14	14.5	15	15.5	16	16.5	17	17.5	18	18.5	19	19.5	20	21	22
COLLAR CMS	35.5	37	38	39.5	40.5	42	43	44.5	45.5	47	48.5	49.5	51	53.5	59
CHEST INCHES	34	36	38	40	42	44	46	48	50	52	54	56	58	62	66
CHEST CMS	86.5	91.5	96.5	101.5	106.5	112	117	122	127	132	137	142	147.5	157.5	168
WAIST INCHES	28	30	32	34	36	38	40	42	44	45.5	47	48.5	50	53	56
WAIST CMS	71	76	81	86	91	97	102	107	112	116	119	123	127	135	142

**DISCLAIMER:** All fabric weights (in grammes) are within +/- 5% of that stated in this brochure, and whilst we endeavour to achieve the weights printed, these are purely for illustration purposes only. Every effort has been made to ensure that the information in this brochure is correct.

## LADIES SIZE GUIDE



**1. BUST**

Measure under the arms at the fullest part around the bust horizontally.

**2. WAIST**

Measure around your waist (where you normally wear your trousers). Measure your body not over a trouser.

SIZE	6	8	10	12	14	16	18	20	22	24	26	28	30
BUST INCHES	30	32	34	36	38	40	42	44	46	48	50	52	54
BUST CMS	77	82	87	92	97	102	107	112	117	122	127	132	137
WAIST INCHES	23	25	27	29	31	33	35	37	39	41	43	45	47
WAIST CMS	59	64	69	74	79	84	89	94	99	104	109	114	119
HIPS INCHES	32	34	36	38	40	42	44	46	48	50	52	54	56
HIPS CMS	82	87	92	97	102	107	112	117	122	127	132	137	142

However, we have a policy of continually developing our products and reserve the right to make changes without notice. Please note that, due to the limitations of the print process, garment colours shown may vary slightly from actual garment colours. No part of this brochure may be copied without prior permission from the company.



CODE CONVERTER

If you know Disley products by code rather than name, use this alphabetical listing to locate them.

CODE	NAME	COLOUR	SLEEVE	PAGE
AV5011SS	Ava	Navy Leaf	Short	26
AV5012SS	Ava	Black Leaf	Short	26
AV5013SS	Ava	Cobalt Petals	Short	26
AV5014SS	Ava	Aubergine Petals	Short	26
B201	Bush	White	Long	89
B201E	Premium Pilot	White	Long	86
BA1002LS	Baltimore	Light Blue	Long	34
BA1002SS	Baltimore	Light Blue	Short	34
BA1016LS	Baltimore	Navy	Long	34
BA1016SS	Baltimore	Navy	Short	34
BA1019LS	Baltimore	Red	Long	34
BA1019SS	Baltimore	Red	Short	34
BH901	Classic Blouse	White	Short	79
BH901/3	Classic Blouse	Black	Short	79
BH902	Ladies Revere Collar	White	Short	80
BH903/1	Ladies Fly Front	White	Short	81
BH903/2	Ladies Fly Front	Light Blue	Short	81
BH905	Enya	White	Short	44
BH906	Enya	Lilac	Short	44
BH907	Enya	Light Blue	Short	44
BH908	Enya	Mid Blue	Short	44
BH931	Edie	Light Blue	Short	64
BH932	Edie	Purple	Short	64
BH945	Megan	White	Short	42
BH946	Megan	Light Blue	Short	42
BH950	Megan	Royal Blue	Short	42
BH955	Megan	Silver Grey	Short	42
BL901	Classic Blouse	White	Long	79
BL901/3	Classic Blouse	Black	Long	79
BL902	Ladies Revere Collar	White	Long	80
BL903/1	Ladies Fly Front	White	Long	81
BL903/2	Ladies Fly Front	Light Blue	Long	81
BL905	Enya	White	Long	44
BL906	Enya	Lilac	Long	44
BL907	Enya	Light Blue	Long	44
BL908	Enya	Mid Blue	Long	44
BL931	Edie	Light Blue	Long	64
BL932	Edie	Purple	Long	64
BL945	Megan	White	Long	42
BL946	Megan	Light Blue	Long	42
BL950	Megan	Royal Blue	Long	42
BL955	Megan	Silver Grey	Long	42
C01CC	Curran	Light Blue	Long	65
C114	Dundrum	White	Long	56
C145	Trillick	Dark Blue/White	Long	60
C146	Trillick	Purple/White	Long	60
C1DC	Portrush	White	Long	54
CV125	Rathlin	French Navy	Long	48
CV320	Rathlin	Steel Grey	Long	48
C322	Rathlin	Black	Long	48
C400	Killay	Lilac/White	Long	62
C410	Eskra	Lilac/White	Long	59
C420	Lurgan	Black/White	Long	66
C896/1	Classic Shirt	White	Long	76
C896/2	Classic Shirt	Light Blue	Long	76
C896/3	Classic Shirt	Black	Long	76
CV901	Larne	White	Long	46

CODE	NAME	COLOUR	SLEEVE	PAGE
CV901B	Ballymena	White	Long	52
CV901SF	Strabane	White	Long	53
CV902	Larne	Light Blue	Long	46
CV902SF	Strabane	Light Blue	Long	53
C906	Larne	Lilac	Long	46
C908	Larne	Mid Blue	Long	46
C931B	Balloo	Light Blue	Long	65
C932B	Balloo	Purple	Long	65
C945B	Bruff	White	Long	38
C945BSF	Bray	White	Long	40
C945CC	Craigavon	White	Long	41
C946B	Bruff	Light Blue	Long	38
C946BSF	Bray	Light Blue	Long	40
C946CC	Craigavon	Light Blue	Long	41
C950B	Bruff	Royal Blue	Long	38
C955B	Bruff	Silver Grey	Long	38
C955BSF	Bray	Silver Grey	Long	40
CA5012LS	Catriona	Black Leaf	Long	24
CA5012SS	Catriona	Black Leaf	Short	24
CA5013LS	Catriona	Cobalt Petals	Long	24
CA5013SS	Catriona	Cobalt Petals	Short	24
CA5014LS	Catriona	Aubergine Petals	Long	24
CA5014SS	Catriona	Aubergine Petals	Short	24
CA511LS	Catriona	Navy Leaf	Long	24
CA511SS	Catriona	Navy Leaf	Short	24
CP11	Wicklow	Navy	Short	70
CP17	Wicklow	White	Short	70
CP18	Wicklow	Black	Short	70
CP21	Wicklow	Light Blue	Short	70
CP23	Wicklow	Convoy Grey	Short	70
EL5002LS	Elsa	Light Blue	Long	36
EL5002SS	Elsa	Light Blue	Short	36
EL5016LS	Elsa	Navy	Long	36
EL5016SS	Elsa	Navy	Short	36
EL5019LS	Elsa	Red	Long	36
EL5019SS	Elsa	Red	Short	36
EN1001LS	Ennis	White	Long	18
EN1001SS	Ennis	White	Short	18
EN1018LS	Ennis	Indigo	Long	18
EN1018SS	Ennis	Indigo	Short	18
ER5002LS	Erin	Light Blue	Long	14
ER5002SS	Erin	Light Blue	Short	14
ER5007LS	Erin	Black	Long	14
ER5007SS	Erin	Black	Short	14
ER5016LS	Erin	Navy	Long	14
ER5016SS	Erin	Navy	Short	14
ER5017LS	Erin	Teal	Long	14
ER5017SS	Erin	Teal	Short	14
FA5001LS	Faith	White	Long	18
FA5001SS	Faith	White	Short	18
FA5018LS	Faith	Indigo	Long	18
FA5018SS	Faith	Indigo	Short	18
GR5001LS	Grace	White	Long	12
GR5001SS	Grace	White	Short	12
H01CC	Curran	Light Blue	Short	65
H114	Dundrum	White	Short	56
H125	Rathlin	French Navy	Short	48
H320	Rathlin	Steel Grey	Short	48
H322	Rathlin	Black	Short	48
H140/1	Classic Shirt	White	Short	76
H140/2	Classic Shirt	Light Blue	Short	76
H140/3	Classic Shirt	Black	Short	76

CODE	NAME	COLOUR	SLEEVE	PAGE
H145	Trillick	Dark Blue/White	Short	60
H146	Trillick	Purple/White	Short	60
H400	Killay	Lilac/White	Short	62
H410	Eskra	Lilac/White	Short	59
H420	Lurgan	Black/White	Short	66
HV901	Larne	White	Short	46
HV901B	Ballymena	White	Short	52
HV901SF	Strabane	White	Short	53
HV902	Larne	Light Blue	Short	46
HV902SF	Strabane	Light Blue	Short	53
H906	Larne	Lilac	Short	46
H908	Larne	Mid Blue	Short	46
H931B	Balloo	Light Blue	Short	65
H932B	Balloo	Purple	Short	65
H945B	Bruff	White	Short	38
H945BSF	Bray	White	Short	40
H945CC	Craigavon	White	Short	41
H946B	Bruff	Light Blue	Short	38
H946BSF	Bray	Light Blue	Short	40
H946CC	Craigavon	Light Blue	Short	41
H950B	Bruff	Royal Blue	Short	38
H955B	Bruff	Silver Grey	Short	38
H955BSF	Bray	Silver Grey	Short	40
HB201	Bush	White	Short	89
HB201E	Premium Pilot	White	Short	86
HP137/1	Mens Security	White	Short	90
HP138/1	Pilot Radio Loop	White	Short	88
HP139/1	Pilot Classic	White	Short	82
HP139/2	Pilot Classic	Light Blue	Short	82
HP139SF	Pilot Slim Fit	White	Short	83
KI1004LS	Kildare	Cobalt/White	Long	22
KI1004SS	Kildare	Cobalt/White	Short	22
KI1005LS	Kildare	Lilac/White	Long	22
KI1005SS	Kildare	Lilac/White	Short	22
L1DC	Caitlyn	White	Long	55
L201E	Ladies Premium Pilot	White	Long	87
LH114	Dervla	White	Short	57
LH145	Ailish	Dark Blue/White	Short	61
LH146	Ailish	Purple/White	Short	61
LH201E	Ladies Premium Pilot	White	Short	87
LH320V	Cara	Steel Grey	Short	50
LH322	Cara	Black	Short	50
LH400	Keira	Lilac/White	Short	63
LH410	Iona	Lilac/White	Short	58
LH420	Rosheen	Black/White	Short	67
LL114	Dervla	White	Long	57
LL145	Ailish	Dark Blue/White	Long	61
LL146	Ailish	Purple/White	Long	61
LL320V	Cara	Steel Grey	Long	50
LL322	Cara	Black	Long	50
LL400	Keira	Lilac/White	Long	63
LL410	Iona	Lilac/White	Long	58
LL420	Rosheen	Black/White	Long	67
LP137/1	Ladies Security	White	Long	91
LP138/1	Ladies Pilot	White	Long	84
LPH137/1	Ladies Security	White	Short	91
LPH138/1	Ladies Pilot	White	Short	84
LS100W	Classic 100	White	Long	78
ML5001LS	Molly	White	Long	13
ML5001SS	Molly	White	Short	13
M05002LS	Mona	Light Blue	Long	16
M05002SS	Mona	Light Blue	Short	16

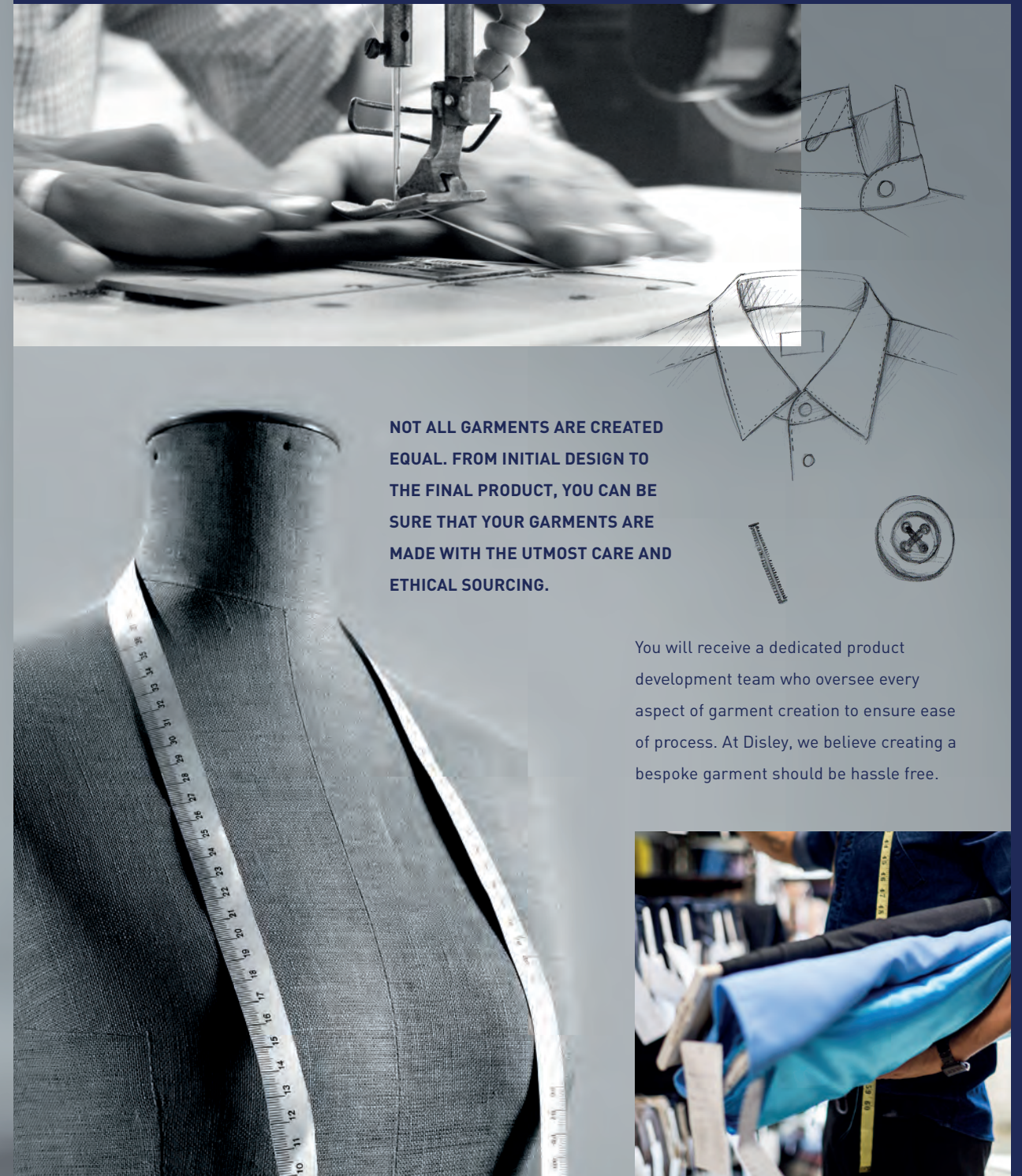
CODE	NAME	COLOUR	SLEEVE	PAGE
M05009LS	Mona	Cobalt	Long	16
M05009SS	Mona	Cobalt	Short	16
M05016LS	Mona	Navy	Long	16
M05016SS	Mona	Navy	Short	16
M05017LS	Mona	Teal	Long	16
M05017SS	Mona	Teal	Short	16
M0506LS	Mona	Ivory	Long	16
M0506SS	Mona	Ivory	Short	16
M0507LS	Mona	Black	Long	16
M0507SS	Mona	Black	Short	16
M0508LS	Mona	Aubergine	Long	16
M0508SS	Mona	Aubergine	Short	16
NU5004LS	Nuala	Cobalt/White	Long	22
NU5004SS	Nuala	Cobalt/White	Short	22
NU5005LS	Nuala	Lilac/White	Long	22
NU5005SS	Nuala	Lilac/White	Short	22
OR5001LS	Orla	White	Long	20
OR5001SS	Orla	White	Short	20
OR5002LS	Orla	Light Blue	Long	20
OR5002SS	Orla	Light Blue	Short	20
OR5003LS	Orla	Aubergine	Long	20
OR5003SS	Orla	Aubergine	Short	20
P137/1	Mens Security	White	Long	90
P138/1	Pilot Radio Loop	White	Long	88
P215/1	Pilot Classic	White	Long	82
P215/2	Pilot Classic	Light Blue	Long	82
P215SF	Pilot Slim Fit	White	Long	83
SLE5011	Scarf	Navy Leaf	N/A	28
SLE5012	Scarf	Black Leaf	N/A	28
SPE5013	Scarf	Cobalt Petals	N/A	28
SPE5014	Scarf	Aubergine Petals	N/A	28
SPL5007	Scarf	Black	N/A	28
SPL5008	Scarf	Aubergine	N/A	28
SPL5009	Scarf	Cobalt	N/A	28
SPL5016	Scarf	Navy	N/A	28
SS100W	Classic 100	White	Short	78
TC105/1	Clip on Tie	Black	N/A	85
TC105/2	Clip on Tie	Navy	N/A	85
TP135	Tie	Purple Stripe	N/A	72
TP136	Tie	Blue Stripe	N/A	72
TP138	Tie	Navy/Silver Stripe	N/A	72
TP140	Tie	Blue Spot	N/A	72
TP152	Tie	Purple Dot	N/A	72
TR1001LS	Tramore	White	Long	20
TR1001SS	Tramore	White	Short	20
TR1002LS	Tramore	Light Blue	Long	20
TR1002SS	Tramore	Light Blue	Short	20
TR1003LS	Tramore	Aubergine	Long	20
TR1003SS	Tramore	Aubergine	Short	20
TSP1003	Tie	Aubergine Spot	N/A	30
TSP1004	Tie	Cobalt Spot	N/A	30
TSP1006	Tie	Black Spot	N/A	30
TSP1007	Tie	Navy Spot	N/A	30
TST1003	Tie	Aubergine Stripe	N/A	30
TST1004	Tie	Cobalt Stripe	N/A	30
TST1006	Tie	Black Stripe	N/A	30
TST1007	Tie	Navy Stripe	N/A	30
WLT2	Ladies Trousers	Black	N/A	94
WLW1	Ladies Waistcoat	Black	N/A	94
WMT6	Mens Trousers	Black	N/A	93
WMW1	Mens Waistcoat	Black	N/A	93
WSK1	Ladies Skirt	Black	N/A	94





## BESPOKE

With over 65 years of tailoring expertise, we can help you design and develop a bespoke, brand specific wardrobe. Whether you want to adapt an existing stock design or create something new entirely, we'll work with you to bring your vision to life.



NOT ALL GARMENTS ARE CREATED EQUAL. FROM INITIAL DESIGN TO THE FINAL PRODUCT, YOU CAN BE SURE THAT YOUR GARMENTS ARE MADE WITH THE UTMOST CARE AND ETHICAL SOURCING.

You will receive a dedicated product development team who oversee every aspect of garment creation to ensure ease of process. At Disley, we believe creating a bespoke garment should be hassle free.





## INTEGRITY, QUALITY, COMFORT AND STYLE.

From uniform suppliers to the teams wearing our garments, the reasons our partners choose us can vary but the sentiment remains the same — our name has become synonymous with superior quality. Don't just take our word for it, try the Disley brand experience for yourself today.

## DISCOVER MORE ONLINE

See the latest trends and experience our innovative world of workwear that works on our website: [disley.com](https://disley.com)







**DISLEY**

EST. 1951

[DISLEY.COM](http://DISLEY.COM)